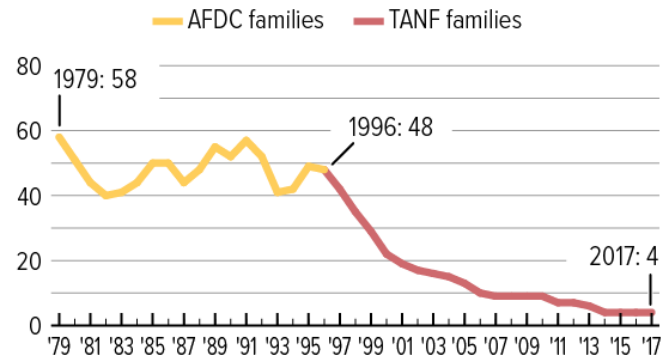


TANF Financial Assistance to Poor Families Is Disappearing in Louisiana

In 2016-17, for every 100 poor families with children in Louisiana, only 4 received TANF. This “TANF-to-poverty ratio” declined 44 points since 1995-96.

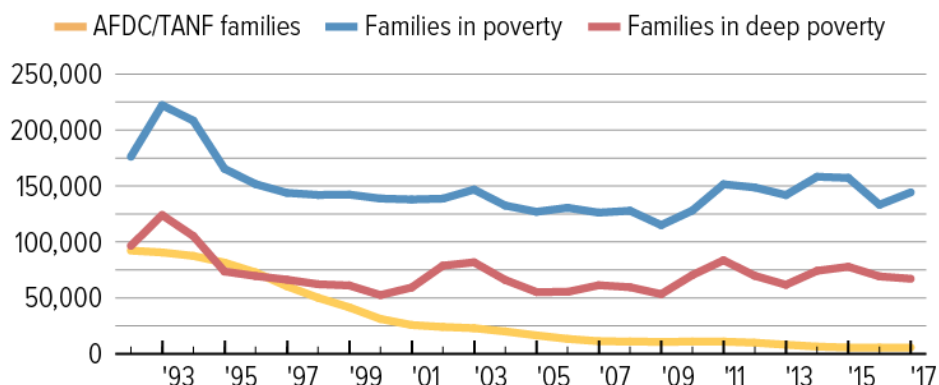
Number of Families in Louisiana Receiving AFDC/TANF Cash Assistance for Every 100 Families with Children in Poverty



| TANF-to-poverty ratio | 1995/96 | 2016/17 |
|-----------------------|---------|---------|
| Louisiana | 48 | 4 |
| National | 68 | 23 |

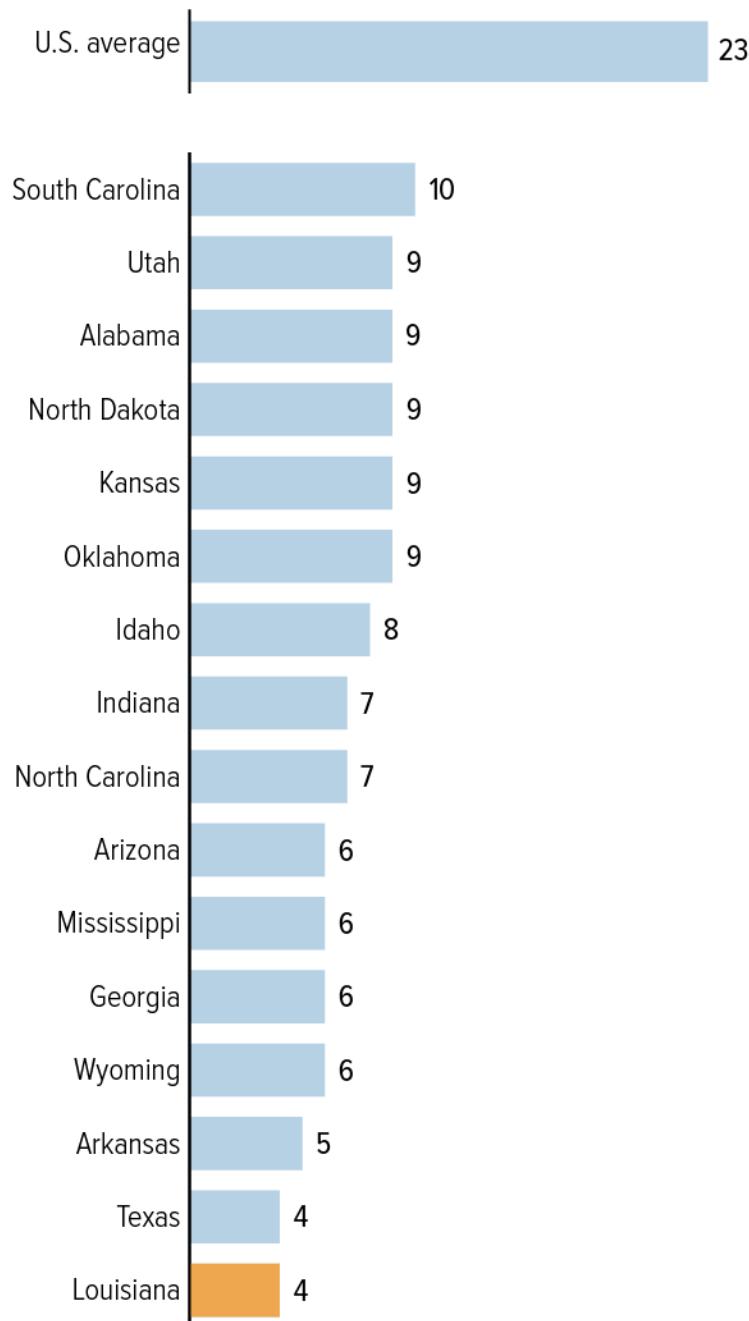
| Louisiana families with children | 1995/96 | 2016/17 | TANF benefit level | Share of federal poverty level | |
|----------------------------------|---------|---------|----------------------|--------------------------------|-----|
| on AFDC/TANF | 72,747 | 5,669 | LA benefit | \$240 | 14% |
| in Poverty | 151,647 | 144,306 | Median state benefit | \$450 | 26% |
| in Deep Poverty | 69,532 | 67,101 | | | |

Changes in AFDC/TANF Cases and the Number of Families with Children in Poverty and Deep Poverty in Louisiana



Louisiana Has One of the Lowest TANF-to-Poverty Ratios in the Nation

Number of families receiving TANF for every 100 poor families, 2017



Source note: TANF = Temporary Assistance for Needy Families; AFDC = Aid to Families with Dependent Children. CBPP analysis of poverty and deep poverty data from the Census' Current Population Survey. CBPP uses two-year averages of the poverty data and the TANF-to-poverty ratios to improve the reliability of the data at the state level. Single-year labels represent two-year averages for state data. For example, '2017' represents '2016-2017.' AFDC/TANF caseload data from Department of Health and Human Services and (since September 2006) caseload data collected from state agencies. TANF benefit levels compiled by CBPP from various sources. Benefit levels represented are the maximum benefit for a family of three. The change in the value of the benefits since 1996 is adjusted for inflation using the CPI-U-RS.